

easyFIX

Works on any surface



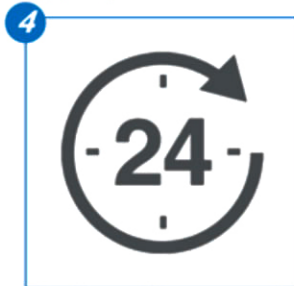
1
Clean the surface with a glass cleaner or a similar product. Be sure that surface is **oil-free, dry and clean**.



2
It is important that the surface is **dry**. Ensure by using hairdryer.



3
Peel covering paper. Push plastic tipve surface and apply pressure for at least 60 seconds.



4
Up to intended purpose, wait minimum 1 hour to maximum 24 hours for best sticker hardener result.



5
Place the case, the product and the cap respectively, continue to turn the cap till the first 'click' sound.



6
To remove, heat the plastic tip and surface with the hairdryer from one side and pull from the same side.



Türkçe



easyFIX
Video Guide



English



OR



***Optional drill item included as set**